

A decorative graphic on the left side of the slide consisting of white and light blue lines and circles, resembling a circuit board or a stylized tree structure.

APPLY TEXAS AND FAFSA

JAMIE REED

STUDENT ENROLLMENT COORDINATOR- TEMPLE COLLEGE

WHAT IS APPLY TEXAS?

- Apply Texas was created to provide a centralized means for both Texas and Non-Texas students to apply to various institutions available in our state.
- www.applytexas.org
- Applications open on August 1st each year
- You are not committing to anything, just giving yourself options

WHAT YOU NEED

- Your Social Security # (your HS counselor may be able to get this for you)
- You must be able to verify your email address
- Knowledge of parent's educational background
- Accurately state if you do/don't have college credits
 - Dual Credit students still enter as "Freshman"
- **WRITE DOWN** your log in information

← → ↻ applytexas.org

Accreditation Men. waiver GEDCertificateSearch Williamson CAD Bell CAD TCCNS Facebook Business... WHOS-NEXT.COM 1680-identity-and-...

★ApplyTexas Research Login FAQ Privacy Accessibility

★ApplyTexas

Many Schools One Application

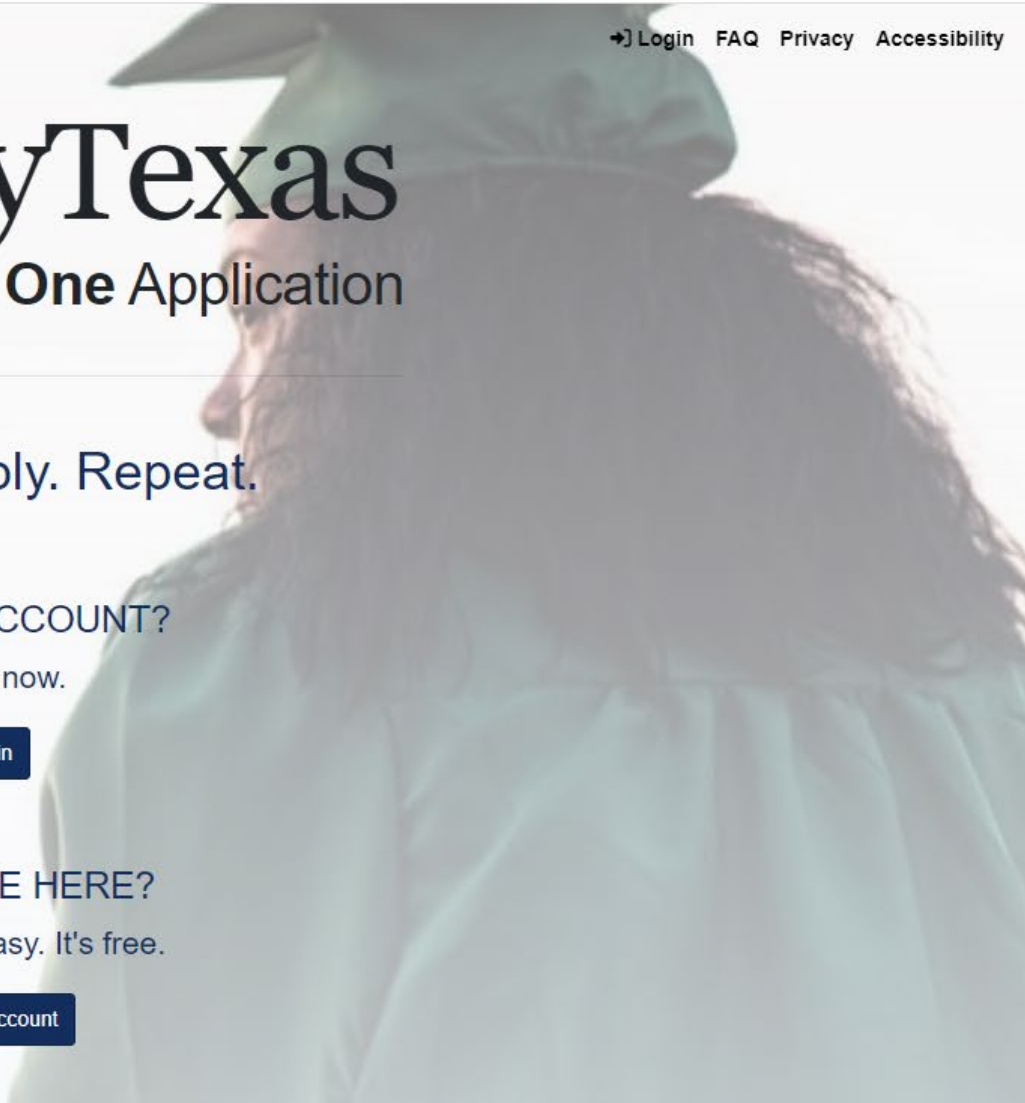
Explore. Apply. Repeat.

If you've logged in before →

HAVE AN ACCOUNT?
Log in now.
[Login](#)

START HERE – First time to log in →

FIRST TIME HERE?
It's fast. It's easy. It's free.
[Create account](#)



Welcome back reedj153!

Get Started

Edit your ApplyTexas Profile



Start/Edit Profile

Need to change your email? Use [this form](#).

Apply to a few schools



Start/Edit Applications

! Before you start an application, you must complete your profile by clicking on the 'Done' button on the last page of the profile

Steps to completing an ApplyTexas application

1. Edit and complete your profile



2. Start an application to a school



3. Submit your application and wait for contact



WHO TO SEND YOUR APPLICATION TO

- Start with a local 2 year college
 - Temple College, TSTC, Blinn, ACC, etc.
- A four year university
 - Texas State, UTSA, SHSU, Tarelton, Texas Tech, etc.
- Your dream school
 - UT, A&M, Baylor, etc.

Temple College application is FREE and does NOT require an essay. Start with that application and all your entered information will auto fill in your other applications. You may have to log in multiple times before an application for a 4-yr university is ready to be submitted.

Would you like to apply to a two-year or four-year college/university?

- ☒ Two-year Community/Junior College
☐ Four-year College/University and Graduate Schools

Select the institution to which you would like to apply

Temple College (Temple)

Select your application type

Two Year

Select your semester

Fall 2023

Select your major

Select choices and start application

Choose Fall 2023
unless you plan to
take summer classes

Select a major.
If you don't see
exactly what you
want choose
something close.
This can be
changed once
you get to the
school.

- ✓ -- section is complete
! -- section is incomplete

☐ All my applications ☐ Submitted applications ☐ In progress applications

Temple College

Fall 2023

Two Year (Business Interpersonal Skills Certificate
✎)

Application ID: 2300703937

Status: Saved, in progress ()

Deadline: 03/04/2024 (Regular Deadline)

Admissions application

! Two Year questions (Page 1 of 4)

! Questions specific to Temple College (Page
1 of 1)

(Not ready to submit)

Did you take a Tech Prep course or courses for college credit?

☐ Yes

☒ No

If a class on your HS transcript will
count for college credit, choose yes.

Please indicate on what basis you are seeking admission. Select the option that is most appropriate. Any/all of these may require additional documentation: *

P

Select

College Transfer, Degree-seeking

College Transfer, Not Degree-seeking

Transient- Seeking a degree elsewhere

Readmission from prior semester

High School Graduate

GED

Home Schooled/High School Graduate

Dual Credit (receiving both high school and college credit)

High School Early Admission (college credit only)

Individual Approval (no high school diploma or GED)

P

Educational Background *

Are you a first generation college student?

- ☐ Yes
☒ No

 Did either of your parents go to college?**Hutto Residents ***

How long have you lived in Hutto?

 0**Language ***

What is your primary language?

EN English

Temple College Degree/Cert *

Are you seeking a degree or certificate from Temple College?

- ☐ No, transfer credit only
☐ Yes, AA
☐ Yes, AAS
☒ Yes, Certificate

Temple Residency *

How long have you (or your parent or guardian) lived in Temple?

 0

All applications

✓ -- section is complete

! -- section is incomplete

☐ All my applications ☐ Submitted applications ☐ In progress applications

Temple College

Fall 2023

Two Year (Business Interpersonal Skills Certificate
✎)

Application ID: 2300703937

Status: Saved, in progress (10/06/2022 02:44PM)

Deadline: 03/04/2024 (Regular Deadline)

+ Admissions application



Submit this application

Notification of Rights under Texas Law: Information collected about you through this application may be held by any institution of higher education to which you apply. ApplyTexas complies with the Family Educational Rights and Privacy Act ("FERPA") administered by the U.S. Department of Education. FERPA protects students' personal identifiable information (PII) and prohibits the release of education records without students' permission or consent, except for explicit circumstances in which disclosure is permitted by law. With few exceptions, you are entitled on your request to be informed about the collected information. Under Sections 552.021 and 552.023 of the Texas Government Code, you are entitled to receive and review the information. Under section 559.004 of the Texas Government Code, you are entitled to correct information held by an institution that is incorrect. You may correct information held by any institution to which you apply by contacting the institution. The information that is collected about you will be retained and maintained as required by Texas records retention laws (Section 441.180 et seq. of the Texas Government Code) and rules. Different types of information are kept for different periods of time. *

★ ☒ I certify that I have read and understand

I certify that I have read and understand the [New Requirements and Important Information about Bacterial Meningitis](#)* *

★ ☒ I certify that I have read and understand the New Requirements and Important Information about Bacterial Meningitis

If my application is accepted, I agree to abide by the policies, rules and regulations at any college to which I am admitted. I authorize the college to verify the information I have provided. I certify that the information I have provided is complete and correct and I understand that the submission of false information is grounds for rejection of my application, withdrawal of any offer of acceptance, cancellation of enrollment and/or appropriate disciplinary action. I understand that officials of my college will use the information submitted on this form to determine my status for residency eligibility. I authorize the college to electronically access my records regarding the Texas Success Initiative. I agree to notify the proper officials of the institution of any changes in the information provided. *

★ ☒ I certify that I have read and understand

Submission Confirmation for Application

Congratulations! You've successfully submitted your application to

1. You'll receive a confirmation email in the next few minutes.
2. ApplyTexas will send your application to the school within two business days.
3. The school will reach out to you once they have received and processed your application with next steps.
4. If you have any further questions about this application or if you need to make changes to your application, you may contact the school below. Please be sure to include your full name, ApplyTexas application ID number and date of birth in any communication.

Temple College

Temple College
2600 South First Street
Temple, TX
76504
marisela.ortega@templejc.edu
254-298-8305
<http://www.templejc.edu/admission/admission.htm>

[Go to the website of Temple College](#)

**If you get confetti, you
successfully submitted
your application**

[Go to My Applications](#)

[Complete a FAFSA application](#)

[Complete a T](#)

WHAT IS THE FAFSA?

- FREE APPLICATION FOR FEDERAL STUDENT AID
 - The first step in applying for financial aid
 - A snapshot of your family's financial situation
 - Helps determine your eligibility for most federal and state aid
 - Each FAFSA covers ONE academic year
- Always Free
- Opens October 1st every year

HOW IS YOUR FAFSA AWARD DETERMINED?

- Cost of attendance (COA)
- Expected family contribution (EFC)
- Financial need

What Is Cost of Attendance (COA)?



Tuition and fees



Room and board



Books and supplies

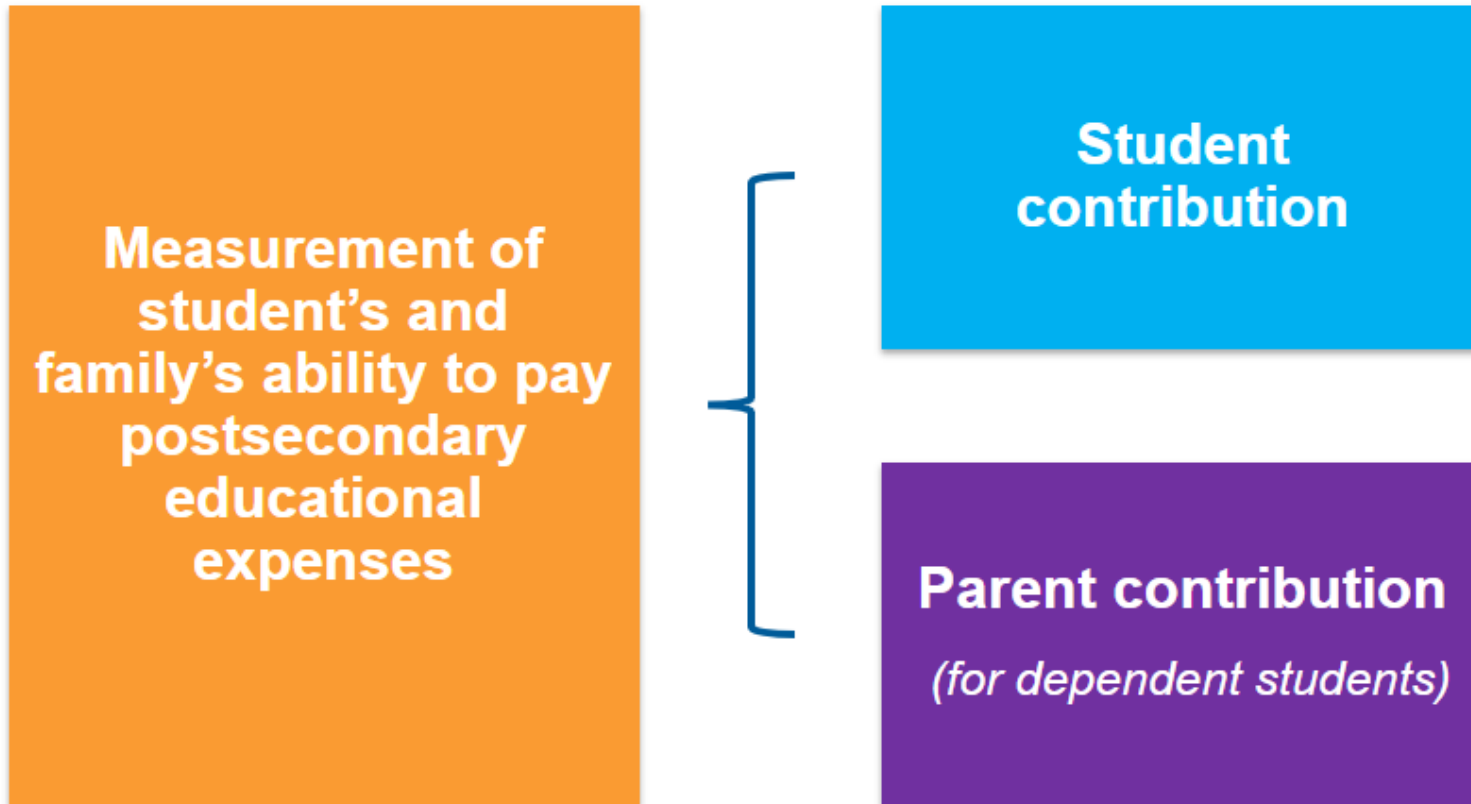


Transportation



Miscellaneous personal expenses

What Is Expected Family Contribution (EFC)?



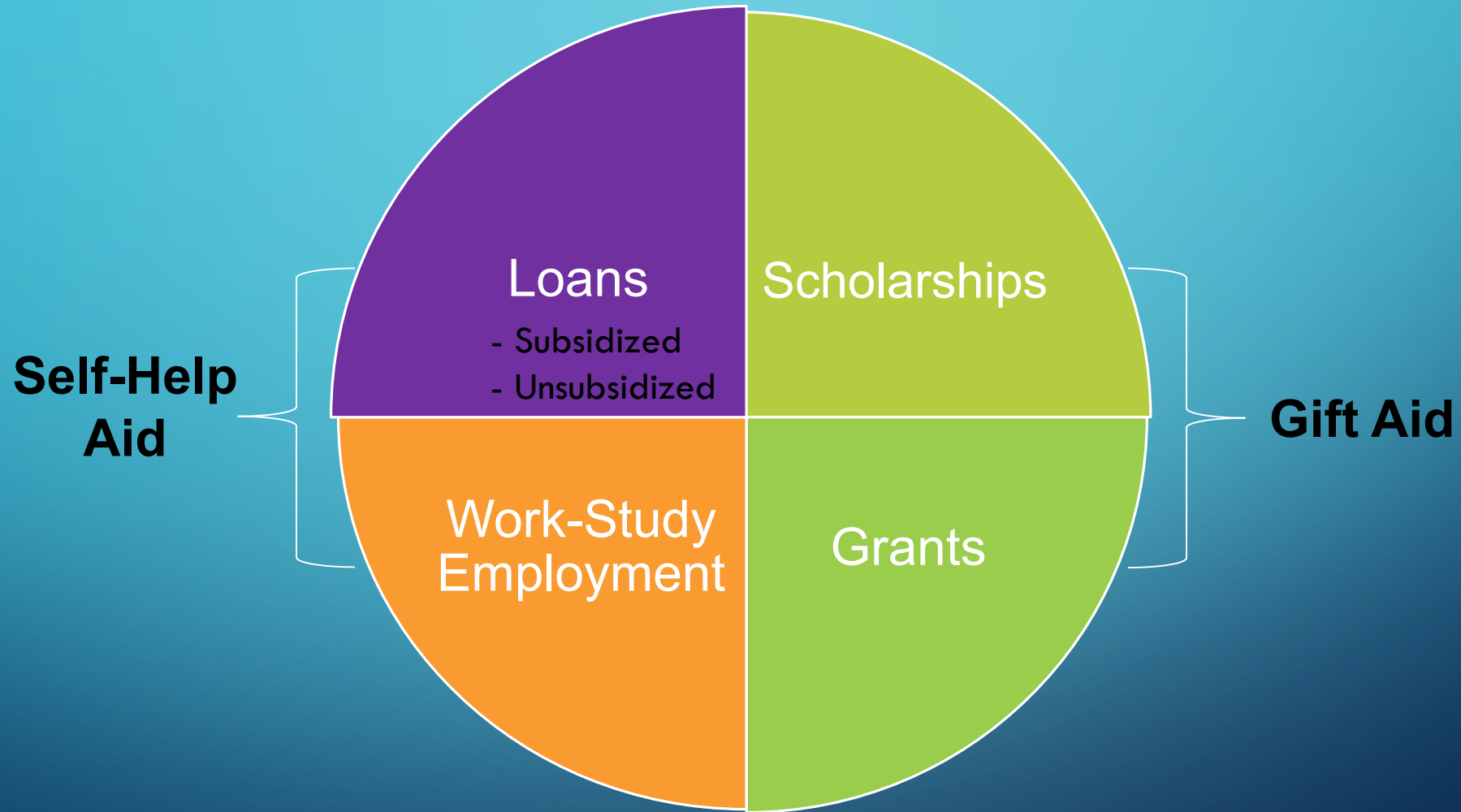
What Is Financial Need?

Cost of attendance (COA)

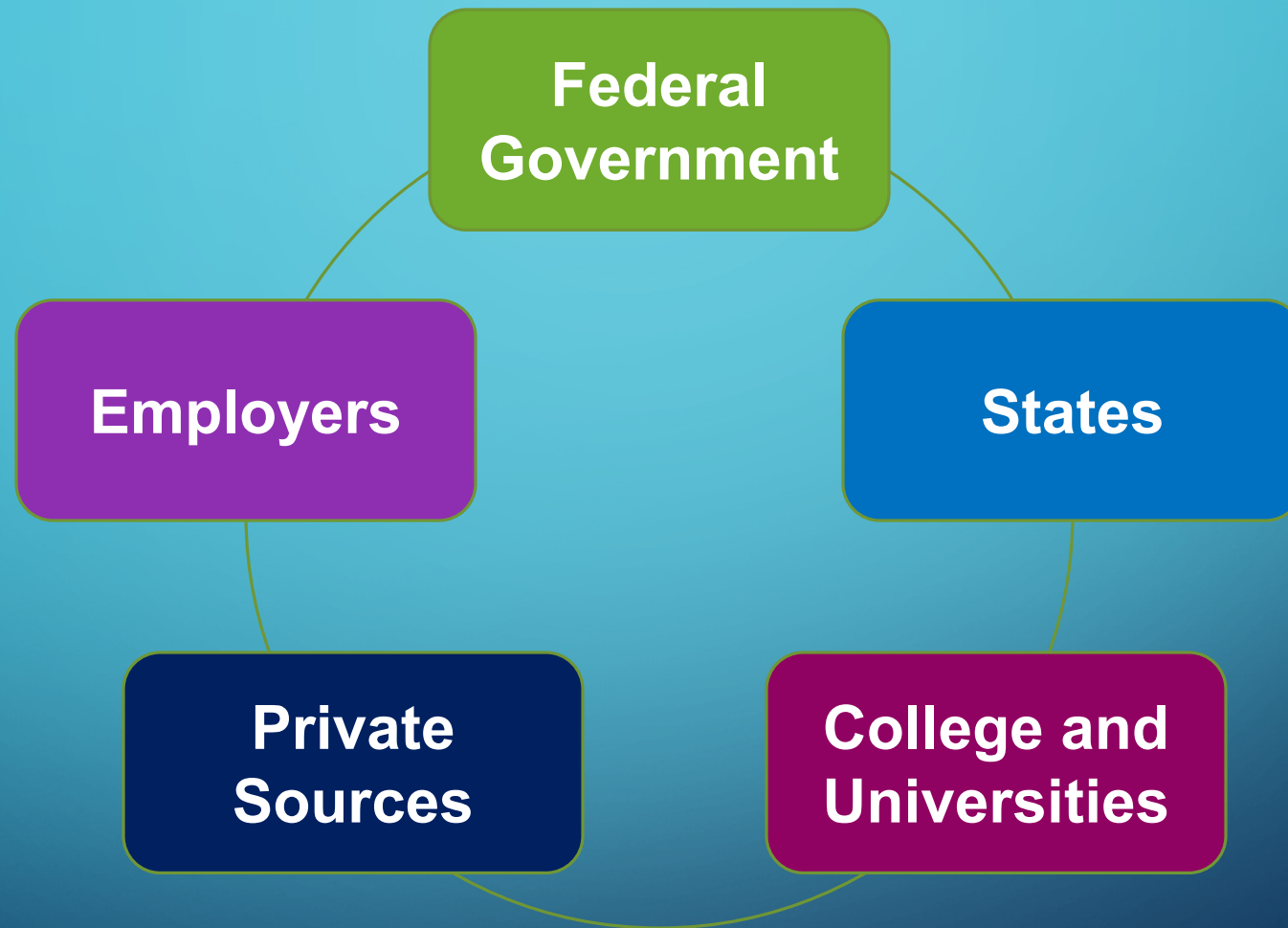
– Expected family contribution (EFC)

= Financial need

TYPES OF FINANCIAL AID



SOURCES OF FINANCIAL AID



FAFSA ON THE WEB (FOTW)

Federal Student Aid
An OFFICE of the U.S. DEPARTMENT of EDUCATION

FAFSA® Form ▾ Loans and Grants ▾ Loan Repayment ▾ Loan Forgiveness ▾

Complete the FAFSA® Form

Use the *Free Application for Federal Student Aid* (FAFSA®) form to apply for financial aid for college or graduate school.

New to the FAFSA® Process?

Completing the FAFSA form is free. Fill it out now.

Start Here

Returning User?

[Correct info](#) | [Add a school](#)

[View your Student Aid Report \(SAR\)](#)

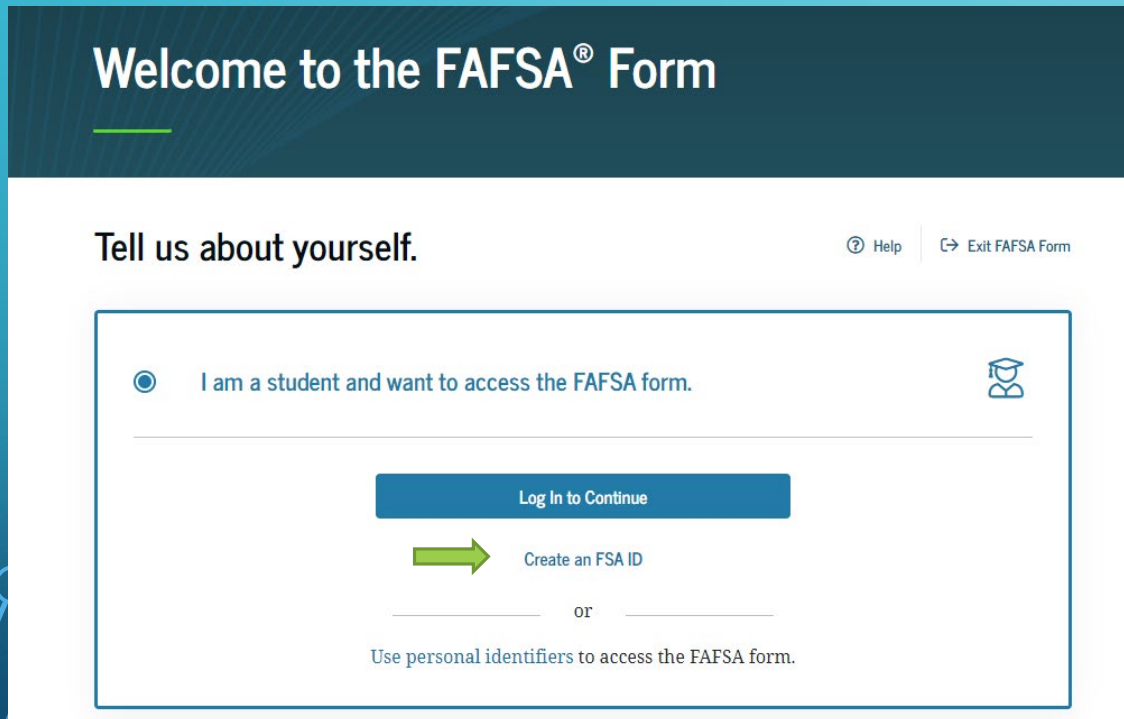
Log In

FAFSA® Announcements

Website: <https://studentaid.gov/h/apply-for-aid/fafsa>


FSA ID

- www.studentaid.gov




Welcome to the FAFSA® Form

Tell us about yourself. [? Help](#) [Exit FAFSA Form](#)

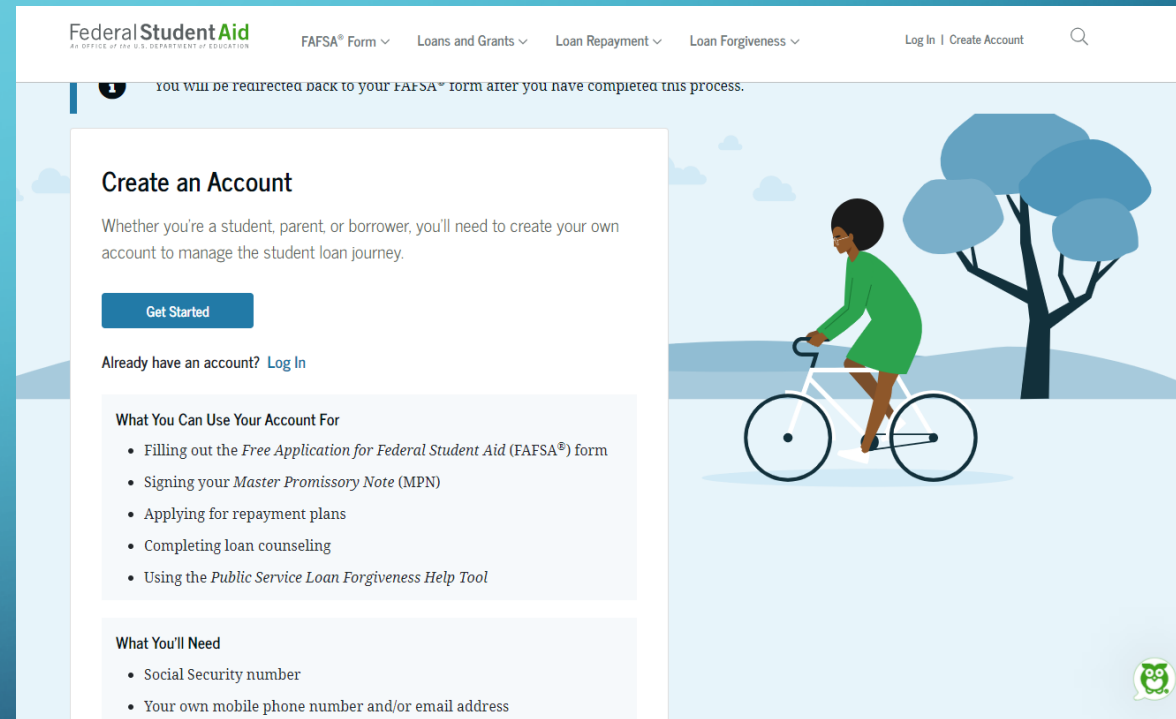
☒ I am a student and want to access the FAFSA form. 

[Log In to Continue](#)


 [Create an FSA ID](#)


OR

Use personal identifiers to access the FAFSA form.



Federal StudentAid
AN OFFICE OF THE U.S. DEPARTMENT OF EDUCATION

[FAFSA® Form](#) [Loans and Grants](#) [Loan Repayment](#) [Loan Forgiveness](#) [Log In](#) [Create Account](#) 

 you will be redirected back to your FAFSA® form after you have completed this process.

Create an Account

Whether you're a student, parent, or borrower, you'll need to create your own account to manage the student loan journey.

[Get Started](#)



Already have an account? [Log In](#)

What You Can Use Your Account For

- Filling out the *Free Application for Federal Student Aid* (FAFSA®) form
- Signing your *Master Promissory Note* (MPN)
- Applying for repayment plans
- Completing loan counseling
- Using the *Public Service Loan Forgiveness Help Tool*

What You'll Need

- Social Security number
- Your own mobile phone number and/or email address

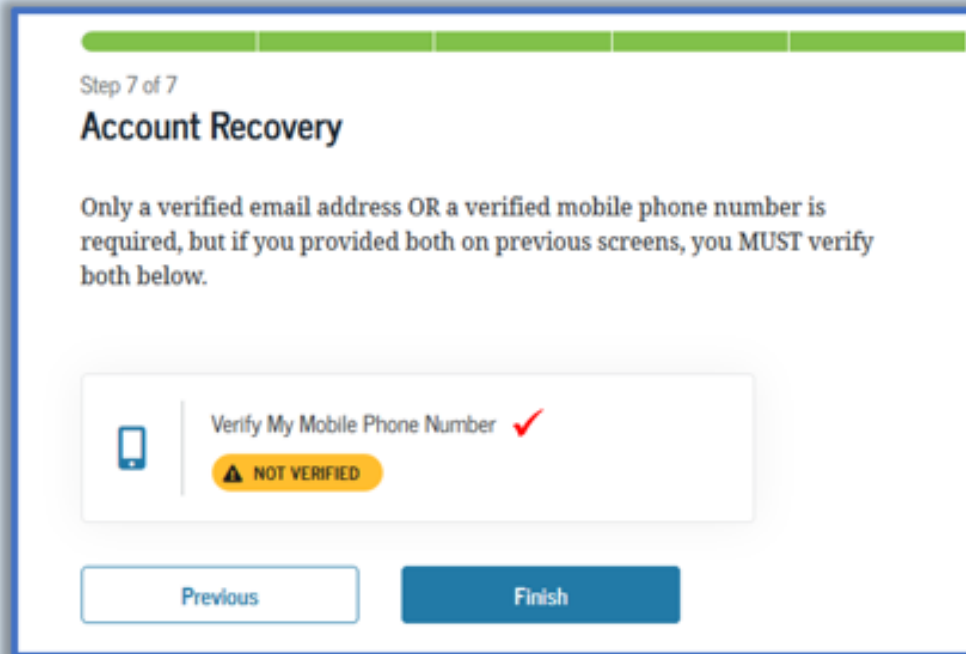


WHAT IS AN FSA ID?

- Federal Student Aid Identification
- Your electronic signature
- Username and password
- Student and one parent will each create their own
- Will be used each year to renew your FAFSA
- Use your personal email account



Verify Email & Cell Number






The screenshot shows a web interface for account recovery. At the top, a green progress bar indicates the current step. Below it, the text 'Step 7 of 7' is displayed. The main heading is 'Account Recovery'. A paragraph explains that either a verified email address or a verified mobile phone number is required, but if both were provided in previous steps, both must be verified. There are two verification options: 'Verify My Email Address' (which is marked as 'VERIFIED' with a green checkmark) and 'Verify My Mobile Phone Number' (which is marked as 'NOT VERIFIED' with a yellow warning icon). At the bottom, there are two buttons: 'Previous' and 'Finish'.

Step 7 of 7

Account Recovery

Only a verified email address OR a verified mobile phone number is required, but if you provided both on previous screens, you **MUST** verify both below.



Verify My Mobile Phone Number 
 NOT VERIFIED

Previous

Finish

- If you used an email address **and** a mobile number, verify them one at a time
- Retrieve the message from your inbox and enter the secure code into your FSA ID application
- Verify your cell number after FSA sends you a text with a secure code

WHAT YOU NEED

- Your (and/or your parent's) 2021 tax information – FAFSA always asks about income earned TWO YEARS prior to the year you'll be receiving financial aid
- If you're a dependent student your parent(s) will also need to supply
 - Month and year of their marriage, separation, or divorce
 - New worth of current investments
 - Other income, including untaxed
 - Housing, food, or other allowances received
 - Total child support received/paid in 2021

HELPFUL FAFSA TIPS

- Accuracy is important
 - Use no punctuation when entering your name – only a hyphen if there's one of your Social Security or Permanent Resident Card
- If you're not currently living with a parent or legal guardian and you are homeless, or self-supporting and at risk at being homeless, provide
 - The mailing address of a relative or friend OR
 - The address at one of the offices at the college you plan to attend (ask the school first)
- Even if you have Dual Credit or AP credits, you are still a 1st year college student

DEPENDENT STUDENTS: WHICH PARENT?

Parent(s)' Marital Status	Which One(s) Do I Report?
Married	Both
Biological parents live together, but are not married	Both
Divorced or separated, but living in same house	Both

Parent(s)' Marital Status	Which One?
Divorced/separated, living apart	The parent you lived with most in last 12 months & step-parent if remarried
If you lived with your divorced/separated parents equally over last 12 months	The parent who gave you the most financial support in last 12 months & step-parent if remarried
Parent is widowed	Report income for only the surviving parent, even if parents filed a joint return in 2021

IRS DATA RETRIEVAL TOOL (DRT)

- Allows for certain tax return information to be transferred from the IRS database
 - Information must be entered EXACTLY as it was when filing taxes
- Participation is voluntary and student chooses whether to transfer data to FOTW
- IRS will authenticate taxpayer's identity
- If tax record is found, IRS transfers information to populate the FAFSA
- Reduces documents requested by financial aid office

FREQUENT FAFSA ERRORS

- Social Security Numbers
- Divorced/widowed/remarried parental information
- Income earned by parent/stepparent
- Untaxed income
- U.S. income taxes paid
- Household size
- Number of household members in college
- Real estate and investment net worth


MAKING CORRECTIONS

If necessary, corrections to FAFSA data may be made by:

- Using FAFSA on the Web, if student has a FSA ID;
- Updating paper SAR; or
- Submitting documentation to college's financial aid office.

CONFIRMATION PAGE

Details about
what to expect
next.



The screenshot shows the Federal Student Aid confirmation page. At the top, there is a navigation bar with links: UNDERSTAND AD, APPLY FOR AD, COMPLETE AD PROCESS, and SIGNAGE LOGIN. The main heading is "Congratulations, TestM!" followed by the subtext "Your FAFSA form was successfully submitted to Federal Student Aid." To the right, it displays the date "06/10/2021 14:42:08", the "Confirmation Number:", and the "Data Release Number (DRN) 4414". Below this, there are two sections. The first section, titled "Here's what happens next:", contains a bulleted list of five items: 1. You will receive an email version of this page. 2. In 3-5 business days, you will receive an email notifying you that your FAFSA form was processed. 3. Your FAFSA information will be made available to your school(s), and they will use it to determine the aid you may be eligible to receive. 4. Your school(s) will contact you if they need more information or when they are ready to discuss your financial aid award. 5. If you have questions about your financial aid package, contact your school(s). The second section, titled "Do you have another child who needs to complete a FAFSA?", contains text explaining that if yes, you can transfer your information into a new FAFSA form for your other child to save time, and a button labeled "Transfer FAFSA Information".

Special Circumstances

